



HOW TO PUT ON YOUR MASK



When putting on your MASK, try and **ONLY** grab the loops!



Step One:
WASH your hands **BEFORE** putting on a MASK...



Step Two:
Hold the MASK by the loops!




Step Three:
Bring the MASK to your face and place the loops over your ears!



YOU DID IT!



HOW TO REMOVE YOUR MASK



When taking off your MASK, **ONLY** grab the loops!
Remember, the fabric part of the MASK can have germs.



Step One:
Carefully remove the loop over one ear.




Step Two:
While holding the other side, remove the loop over your other ear.



YOU DID IT!



Step Three:
Now make sure you put it in a safe place!



Step Four:
WASH your hands!

